
RIT Capital Partners plc

Managed by J. Rothschild Capital Management Limited

Manager Presentation

1H 2025

Private Investments Overview

Published September 2025

Your capital is at risk.

Past performance is not a guide to future returns.




35+ Years of Experience – Our Network, Your Advantage

- Strong track record of investing in Private Investments since 1988
- Access to the world’s leading managers – many closed to new investors
- Exposure to high quality companies compounding at strong rates of return
- Investments often structured with meaningful downside protection
- RIT shareholders benefit from private market exposure without long-term capital commitments
- Early investments in AI, FinTech and Software drove strong returns and realisations in 1H 2025



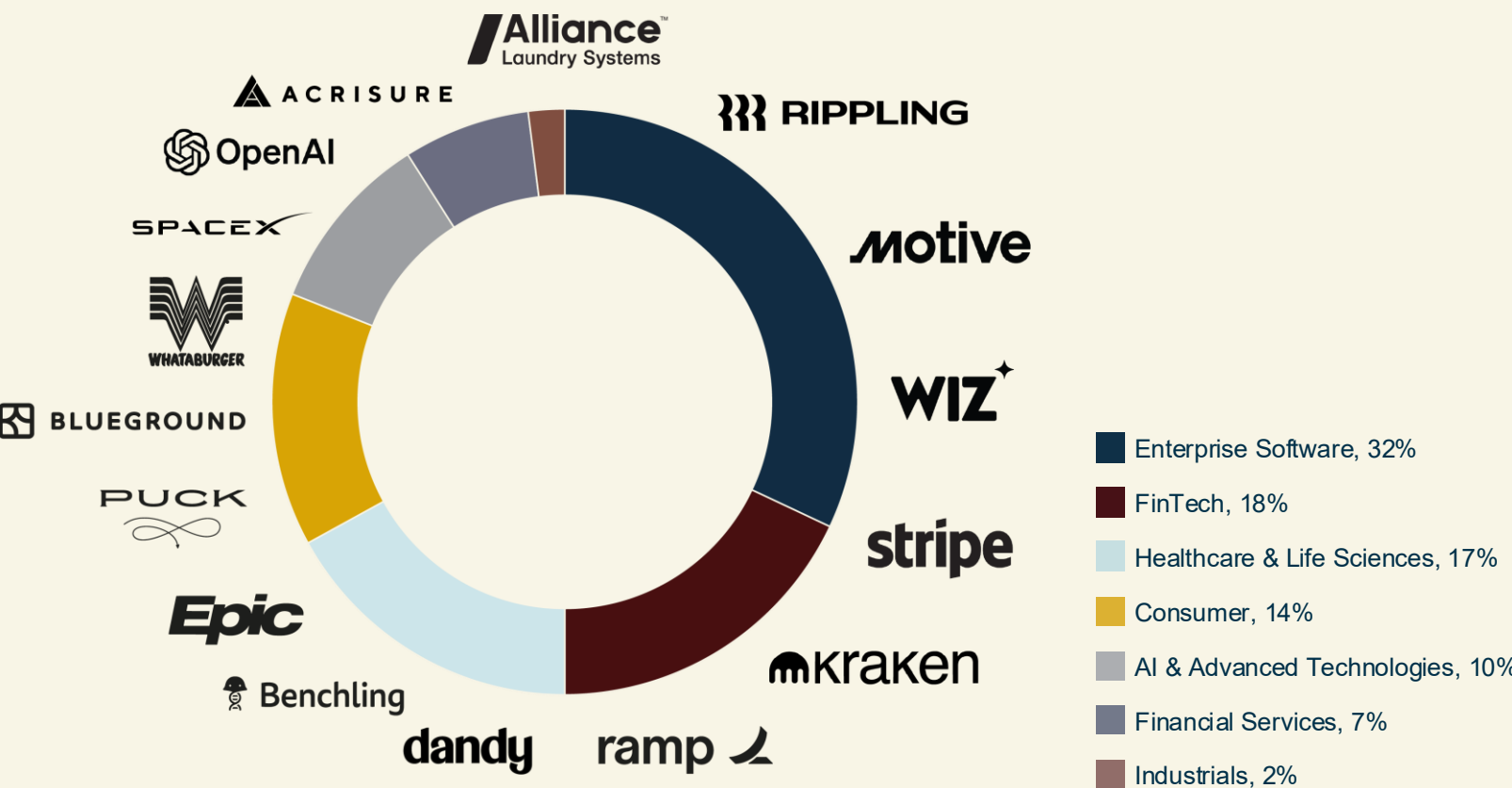
Selected Investments



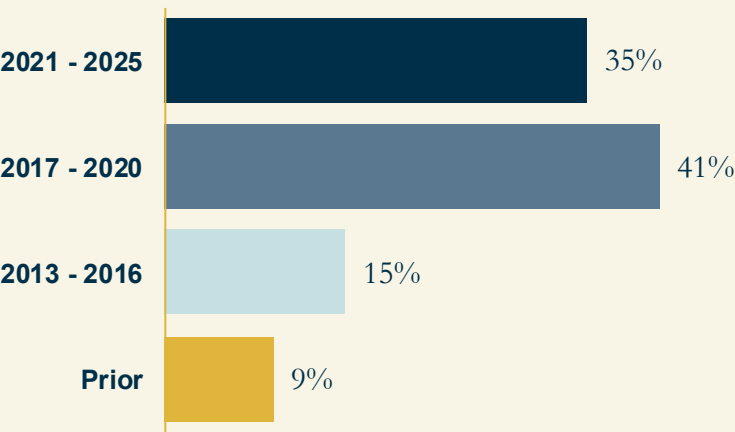
¹ Source: J. Rothschild Capital Management (JRCM) data. 5 and 10 year internal rates of return on Private Investments net of fees as measured on an annualised basis to end 2024.

Diversified Across Vintages and Sectors

Top Private Investments by Sector¹
(Direct Investments and through Funds)



Private Fund NAV
by Vintage Year



¹This chart provides a breakdown of the estimated top 100 positions within the private investment portfolio by sector (including those held directly and indirectly through funds). The companies highlighted are representative of some of the largest positions, spanning both direct and indirect positions. Estimates based on the latest available funds reporting, with the majority dated to 31 March 2025. Quoted equities held in private investment funds have been excluded.

Investments in Market Leaders Capturing Growth Across Sectors¹



¹The data in this slide corresponds to the footnote on Page 3.

 % of Top Private Investments  Direct Investments

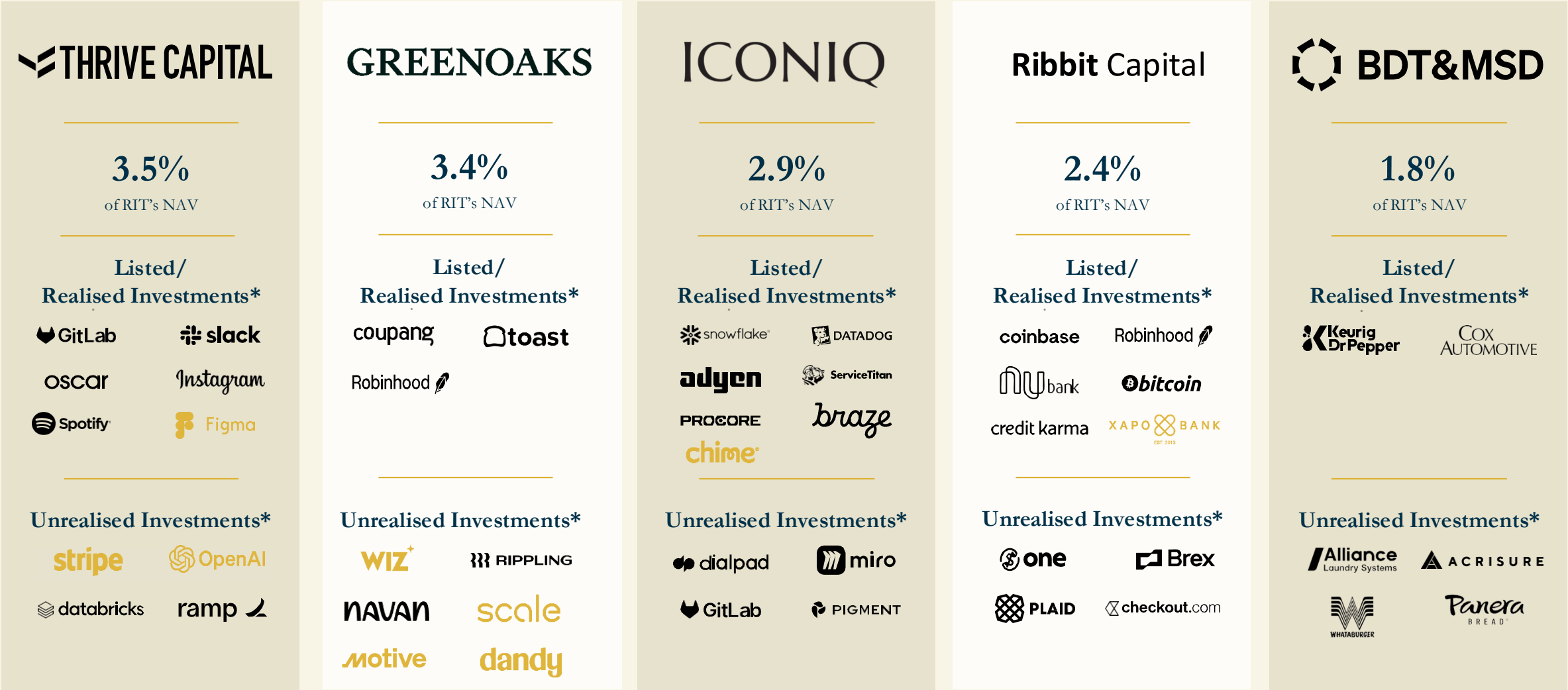
Partnership-Driven Approach

- RIT invests in a **highly concentrated** set of **difficult-to-access**, top-performing, globally-focused managers.
- Our top five partners are large funds with assets under management ranging from **\$12bn to >\$80bn**.
- We believe these managers can see, pick, and win the **best investment opportunities** across the venture capital, growth equity, and buyout asset classes.
- Leveraging our relationships, brand and track record, we are **frequently managers' preferred partner for direct co-investments** in companies needing flexible and scalable capital.


Top Tier Quality Managers Proven Performance



Private Investments – Access to the World’s Leading Private Managers

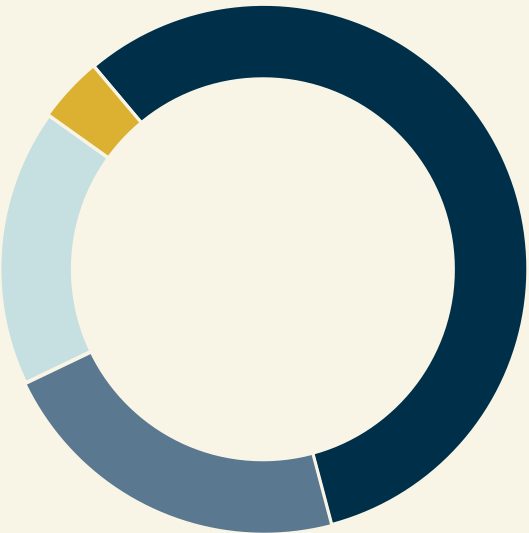


*Illustrative examples of private managers' investments in public domain.

 Corporate activity in 1H 2025.

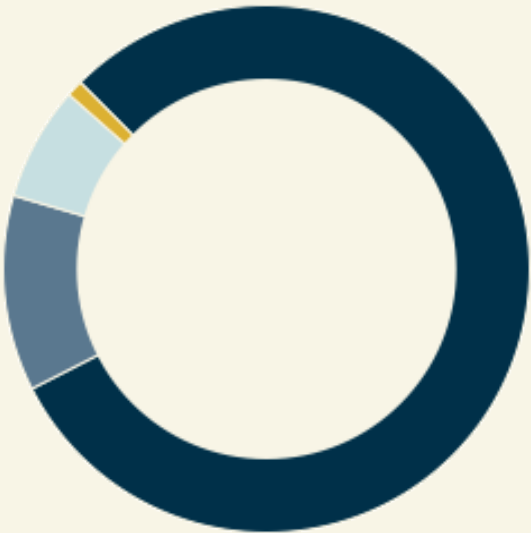
Diversified by Investment Stage and Geography

NAV by Stage of Investment¹
(% of NAV)




- Growth Equity, 55%
- Private Equity, 23%
- Early Stage, 18%
- Life Sciences, 4%

NAV by Geography¹
(% of NAV)



- North America, 81.1%
- Asia, 11.3%
- Europe, 6.1%
- Other, 1.5%

Direct Portfolio is Well-funded^{1,2}
(% of NAV)



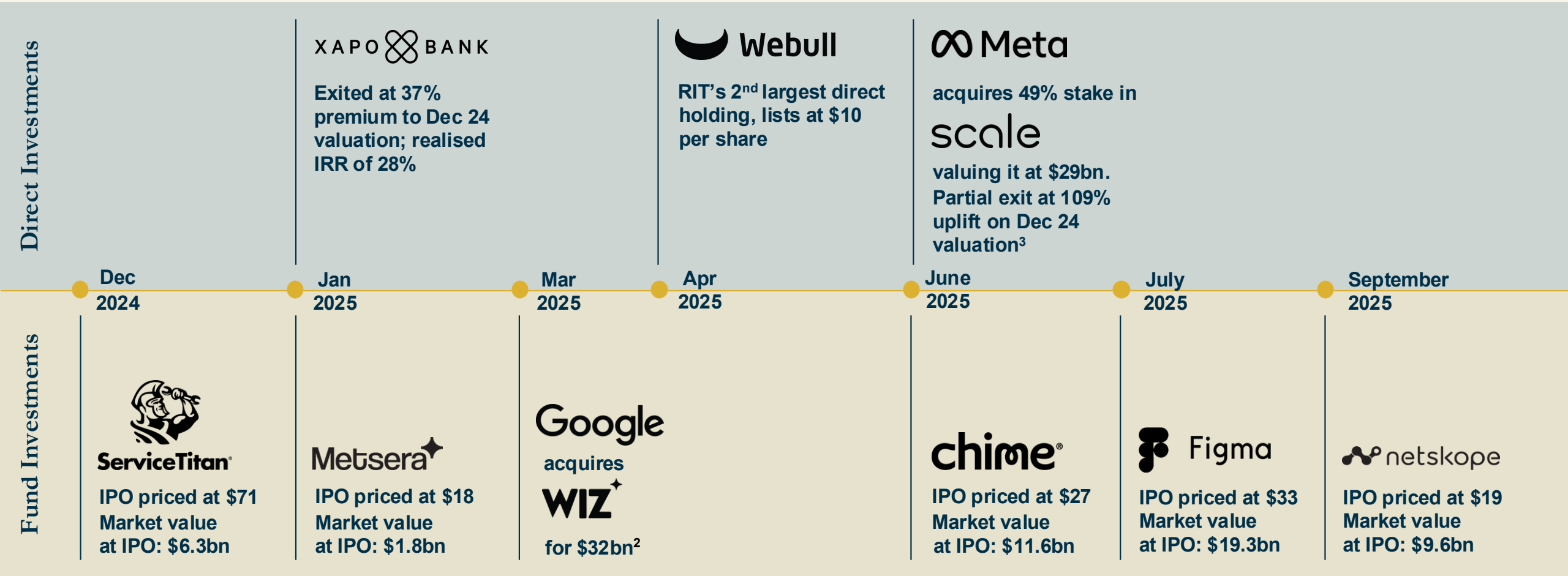
- Profitable and cash runway > 1 year, 99%
- Less than a year 1%

¹ Source: JRCM data. Chart data as of 30 June 2025.

² Investments are considered profitable on the basis of either Earnings Before Interest Tax and Depreciation and Amortisation (EBITDA), Free Cash Flow (FCF) or Net Income (NI) Estimate based on latest available information.

Strong IPO and M&A Market Driving Positive Realisations

- RIT has captured the upswing in initial public offering (IPO) and mergers and acquisitions (M&A) activity, fuelled by tailwinds across AI, FinTech, and Enterprise Software
- The US saw 109 IPOs in 1H 2025, the strongest half since 2021¹



¹Source: EY https://www.ey.com/en_gl/insights/ipo/trends ²Subject to regulatory approval.

Recent Press Coverage of Our Partners and Investments (2024-2025)

THE WALL STREET JOURNAL.

Thrive Capital Raises \$5bn for Venture Funds on Heels of OpenAI Bet

FINANCIAL TIMES

Stripe bounces back to \$90bn-plus valuation after surge in AI demand

THE WALL STREET JOURNAL.

OpenAI Nearly Doubles Valuation to \$157 Billion in Funding Round

TechCrunch

In another good sign for fintech, **Ribbit Capital** is raising a new \$500m fund

Bloomberg

Motive Raises \$150 Million Led by Kleiner Ahead of Potential IPO

FINANCIAL TIMES

Iconiq set to lead \$5bn funding round for AI start-up Anthropic

Bloomberg

Fintech **Brex** Eyes \$500m in 2025 Revenue as IPO Mulled

FINANCIAL TIMES

Meta plans to invest \$15bn in **Scale AI** to catch up to rivals

FORTUNE

Xapo's journey is a happy outcome for one of crypto's most respected figures

THE WALL STREET JOURNAL.

Crypto Exchange **Kraken** strikes \$1.5 Billion Deal for Futures Trading Business



Epic Systems is building more than 200 new AI features for doctors and patients

THE WALL STREET JOURNAL.

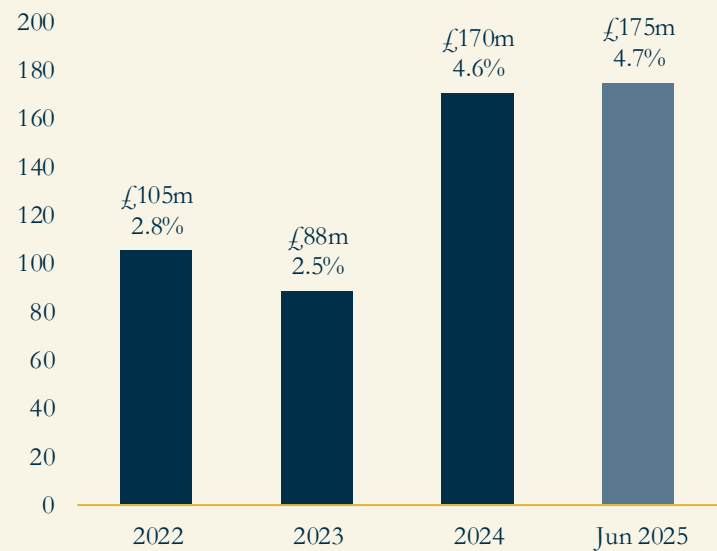
Google Near \$23 Billion Deal for Cybersecurity Startup **Wiz**

Positive Outlook with Rise in IPOs and M&A

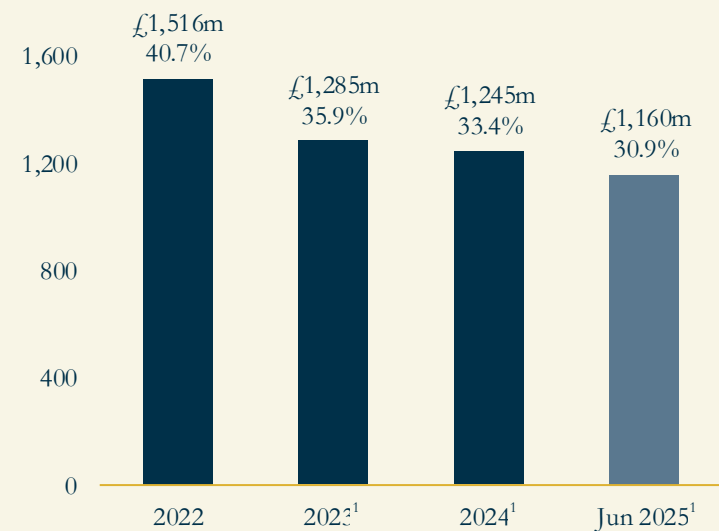
Outlook

- Delivered an **average 28% uplift** relative to NAV for exits in our direct private portfolio over last 10 years
- Portfolio well-placed across structural mega themes including **advanced technologies, AI, FinTech** and **Enterprise Software**
- We are capturing the upswing in global IPO and M&A activity

Private Investments Realisations
(£m, % NAV)



Private Investments Allocation
(£m, % NAV)



¹Adjusted for quoted equity stocks. Source: JRCM data.

Why RIT?



Access: Network of best-in-class partners built up over decades and offering unique access to exceptional private companies




Diversification: Our portfolio has been built over time – across market cycles and themes



Track record: Proven, long-term performance in private investments



Flexibility: RIT shareholders benefit from private market exposure without long-term capital commitments



Recent Realisation: Scale AI

scale

- Scale AI is a pioneer in data labelling. It enables customers to deliver value from AI capabilities and investments faster.
- RIT first invested in 2021 alongside one of our core partners, Greenoaks Capital, to gain exposure to this rapidly-growing area of AI.
- In June 2025, Meta Platforms Inc agreed to acquire 49% of Scale AI for \$14.3bn.
- RIT received ~1.7x of its original investment back in cash with an amount retained as equity in the ongoing business.

~1.7x¹

Realised return from 49%
of invested capital

\$14.3bn¹

Meta Platforms Inc.
acquired a 49% stake in
Scale AI in June 2025

Theme	AI & Advanced Technologies
Status	Current Investment
Geography	USA
Invested Date	April 2021
Security	Preferred Shares
Exit	Partial Exit in June 2025

¹Source: JRCM data.

Recent Realisation: Xapo Bank



- Xapo is one of the first regulated cryptocurrency banks globally. It was founded to make Bitcoin ownership more secure and accessible.
- The opportunity to invest arose from our relationship with Ribbit Capital, a leading venture investor in financial services.
- Following our investment in 2021, Xapo benefitted from increased adoption and price appreciation of Bitcoin.
- We exited as part of a management buyout in early 2025 at a 37% uplift to the December 2024 holding value, generating a 2.3x return. Overall, the investment generated a 28% IRR (in £).

¹Source: JRCM data.

2.3x¹

Realised return
on invested capital

28%¹

IRR (in £)

Theme	Fintech
Status	Exited
Geography	Europe, UK
Invested Date	September 2021
Security	Common Shares
Exit	January 2025

Recent Realisation: Lede



LEDE

- Lede, a communications agency based in Los Angeles and New York, represented an opportunity to invest alongside a core partner, backing an exceptional management team in a profitable, debt free business.
- Our investment benefited from an asymmetrical investment structure, with meaningful downside protection and a priority on cash distributions.
- Prior to our exit in July 2024, the business had grown EBITDA by around 70%, and the investment had returned 63% of our cost in cash dividends (net of fees).
- Following the sale of the majority of our stake in July 2024, the investment has returned 2.5x and generated an IRR of 44% (in £). We have retained a small residual position in Lede.

¹Source: JRCM data.

~2.5x¹

Realised return
on invested capital

44%¹

Internal rate
of return

Theme	Consumer
Status	Exited, small amount rolled over
Geography	USA
Invested Date	July 2021
Security	Participating preferred equity
Exit	July 2024

Recent IPO: WeBull



- WeBull is a US zero-commission trading platform (#2 after Robinhood) and one of the fastest-growing digital brokerage platforms globally.
- We invested \$70m in June 2021 and WeBull began trading in April 2025.
- Q1 2025 revenue of \$117m (+32% YoY) drove adjusted EBIT of \$29m (vs. \$2m), highlighting increasing profitability.
- In H2 2025 WeBull relaunched crypto services, a key growth driver, as well as expanding into the European Union and announcing partnerships with Visa and others.

\$6

Effective cost per share¹

\$12

**Closing price on
30 June 2025**

Theme	Fintech
Status	Transferred to Quoted Equities
Geography	China
Invested Date	June 2021
Security	Preferred & Common Shares
Date of IPO	April 2025

¹Source: JRCM data. Image for illustrative purposes, not indicative of future performance.

Investment in Leading Crypto Exchange: Kraken



- Kraken is one of the largest US-based cryptocurrency exchanges with a strong presence in Europe.
- In May 2025, Kraken acquired NinjaTrader for \$1.5bn, marking a strategic entry into futures trading and traditional financial markets.
- This transaction broadens Kraken's revenue streams and strengthens its positioning ahead of a possible public listing.

18%¹

Year-on-year revenue
growth Q2 2025

47%¹

Increase in assets on
platform year-on-year
Q2 2025

Theme	Fintech
Status	Current investment
Geography	USA
Invested Date	February 2021
Security	Preferred & Common Shares

¹Source: Kraken announcement. Image for illustrative purposes, not indicative of future performance.

Investment in Market Leader: SpaceX



SPACEX

- SpaceX is a dominant player in space launch and satellite communications, the latter under the Starlink brand.
- SpaceX is RIT's second largest direct position in the privates portfolio.
- Starlink's subscriber base has surpassed >6.4m, positioning the business for continued global expansion and significant long-term growth.
- Reuse of the Super Heavy Booster, which propels SpaceX's rockets out of the Earth's atmosphere, and recent flight data reinforce confidence in SpaceX's progress toward full reusability and lower costs.

¹Source: SpaceX announcement.

7,800+¹


Satellites in orbit

6.4m+¹

Starlink customers

Theme	AI & Advanced Technologies
Status	Current Investment
Geography	USA
Invested Date	November 2024
Security	Common Shares

Investment in Market Leader: Epic Systems



- Established in 1979 by Judy Faulkner, who remains the CEO, Epic Systems is the leading US electronic health records platform, supporting the full spectrum of healthcare IT needs.
- RIT committed ~\$30 million to acquire a minority stake in a tightly-held employee-owned and developer-led private company.
- Epic's technology is used in 3,300 hospitals and 71,000 clinics.

325m+¹

Electronic patient records

35%¹

Of operating expenses
invested in R&D

Theme	Healthcare & Life Sciences
Status	Current Investment
Geography	USA
Invested Date	February 2021
Security	Common Shares

¹Source: Epic Systems website.

Investment in Market Leader: Motive

Motive

- Motive provides cloud software-as-a-solution products to US trucking and vehicle-operating firms that replace legacy work processes involving email, spreadsheets, paper and fax.
- RIT was introduced to the investment by its partner Greenoaks, a US-based growth equity manager with a strong pedigree in software investments.
- RIT invested ~\$50 million in April 2019 via a convertible note and preferred equity. These provide creditor-like protections from potential risks while retaining the benefit of equity exposure.
- Since 2024, Motive has more than doubled its Annual Recovering Revenue from customers spending over \$100,000.

¹Source: Motive website.

~100k¹

Customers

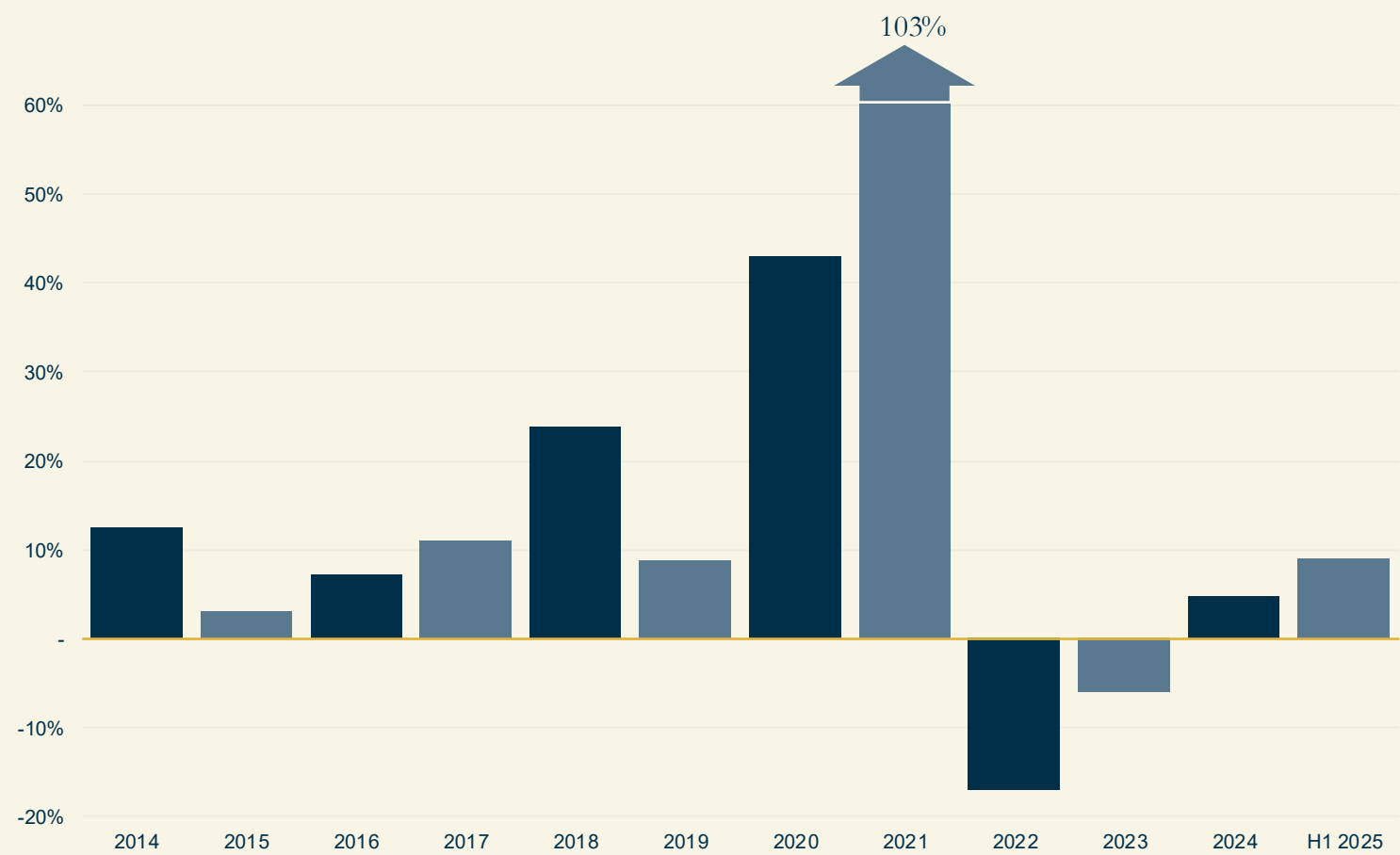
130+¹%¹

Net revenue retention

Theme	Enterprise Software
Status	Current Investment
Geography	USA
Invested Date	April 2019
Security	Common Shares & Convertible Note

Proven Track Record of Strong Growth through Disciplined Capital Allocation, Trusted Partnerships, and Access to High Quality Opportunities¹

Private Investment Returns over the Last Decade



¹ Source: J. Rothschild Capital Management (JRCM) data. Internal rates of return on Private Investments, net of fees.

Important Information and Risk Factors

This presentation is approved for issue in the UK by J. Rothschild Capital Management Limited (“JRCM”), a subsidiary of RIT Capital Partners plc (“RIT”) and its investment manager, administrator and company secretary. JRCM is authorised and regulated by the Financial Conduct Authority.

The content herein is for information only and does not constitute any investment, legal, tax and other advice; or an offer to sell or a solicitation of an offer to purchase any securities. RIT and JRCM accept no liability for reliance placed on the content.

This material is not intended for distribution to or use by any person or entity in any jurisdiction or country where such distribution or use would be contrary to law or regulation. This presentation may contain forward-looking statements with respect to the financial condition, performance and position, strategy, results of operations and businesses of RIT. Such statements and forecasts involve risk and uncertainty because they are based on current expectations and assumptions but relate to events and depend upon circumstances in the future and you should not place reliance on them. Without limitation, any statements preceded or followed by or that include the words ‘targets’, ‘plans’, ‘believes’, ‘expects’, ‘aims’, ‘will have’, ‘will be’, ‘estimates’ or ‘anticipates’ or the negative of these terms or other similar terms are intended to identify such forward-looking statements.

There are a number of factors that could cause actual results or developments to differ materially from those expressed or implied by forward-looking statements and forecasts. Forward-looking statements and forecasts are based on the current views and information at the date of preparation of this presentation which may no longer be valid.

Nothing in this presentation should be construed as a guarantee of future financial performance and RIT and/or its subsidiaries accept no liability for any failure to meet such forecasts, projections or targets.

Past performance is not a guide to future performance. The value of investments can go down as well as up and you may not get back any or all of the original amount invested. The portfolio composition and weightings quoted are a snapshot only and should not be considered as the current position, which may have changed in the interim. Statements in this presentation reflect the knowledge available at the time of its preparation.

The opportunity described in this presentation may not be suitable for all investors. Attention should be paid to the principal risks set out in the Annual Report & Accounts and our regulatory disclosures, published on our website (<https://www.ritcap.com/regulatory-disclosures>) before making an investment decision.

Appendix – RIT's Valuation Approach

Direct Investments

- Valuations are primarily sourced from the GPs, as they typically have access to proprietary information about the underlying companies and are required to report fair values in accordance with international accounting standards.
- The manager reviews these valuations and, where possible, the justification for the valuation, and any changes in the approach, inputs or outcome. Where we have direct access to the underlying companies' information and/or real-time market data, we prepare our own valuations in line with industry standard approaches.
- The results of the above analysis are reported to the Valuation Committee, comprised of four independent directors, who meet twice a year to approve the valuations ahead of the annual and half-yearly accounts, where the valuation of private investments is a key area of focus. The majority of valuation updates on direct investments occur in the June and December NAV, although in the case of a transaction, such as a sale or an IPO, any related valuation updates would be included in the month of the transaction.
- In addition, our valuations, and the majority of our GPs' valuations, are subject to an annual external, independent audit.

Fund Investments

- For fund valuations, the estimated fair value is based on the most recent valuation statement provided by the GP. These valuations are usually prepared quarterly and received within two to three months of the relevant valuation date, at which time they are included in the monthly NAV.
- The valuations of private funds are then adjusted for subsequent investments, distributions and currency moves.
- As is the case with direct investments, the majority of our GP's fund valuations are subject to an annual external, independent audit.

RIT Capital Partners plc

Managed by J. Rothschild Capital Management Limited



investorrelations@ritcap.co.uk
+44 20 7647 8565

www.ritcap.com

27 St. James's Place,
London, UK, SW1A 1NR