

Corporate Objective

To deliver long-term capital growth, while preserving shareholders' capital;

to invest without the constraints of a formal benchmark, but to deliver for shareholders increases in capital value in excess of the relevant indices over time.

Investment Policy

To invest in a widely diversified, international portfolio across a range of asset classes, both quoted and unquoted;

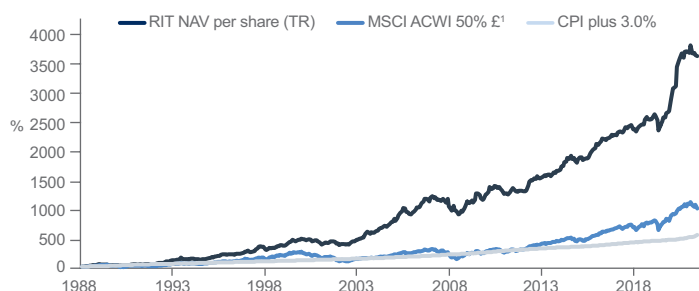
to allocate part of the portfolio to exceptional managers in order to ensure access to the best external talent available.

Financial Summary

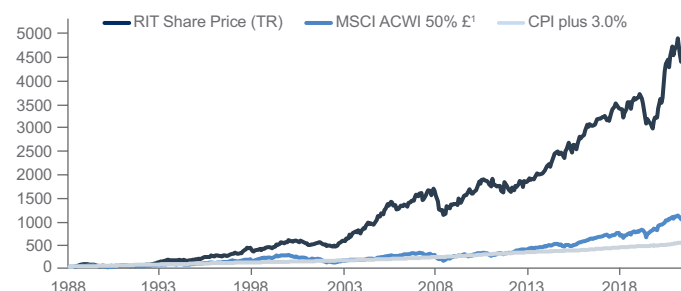
The net asset value (NAV) per share at 30 April 2022 was 2,643 pence (after deduction of the first interim dividend of 18.5 pence per share paid on 29 April 2022). The year to date NAV total return was -4.7% and the share price total return was -7.3%. Over the same period, the Company's two indices; CPI plus 3% and MSCI All Country World Index (50% Sterling) were up 4.0% and down -8.8% respectively. The average net quoted equity exposure for the year to date was 37%. The share price closed at 2,530 pence per share.

Performance	YTD	1 year	3 years	5 years	10 years
NAV per share total return	-4.7%	2.4%	46.4%	63.6%	163.3%
Share price total return	-7.3%	4.1%	27.5%	48.1%	168.6%
CPI plus 3.0% per annum	4.0%	12.0%	21.5%	34.6%	67.0%
MSCI All Country World Index (50% £)	-8.8%	0.7%	32.4%	56.4%	183.0%

NAV per share total return since inception



Share price total return since inception



¹ The ACWI refers to the MSCI All Country World Index and is calculated using 50% of the index measured in Sterling and 50% measured in a Sterling hedged ACWI. The Sterling hedged ACWI is used as it incorporates hedging costs, which the portfolio also incurs, to protect against currency risk. It is applied from 1 January 2015 (from when it is readily available), and prior to this date it uses the index measured in local currencies. Before December 1998, when total return indices were introduced, the index is measured using a capital-only version.

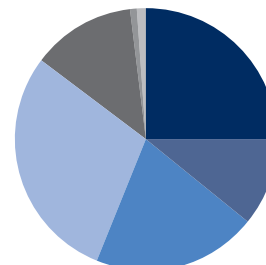
Key Details as at 30 April 2022

Net assets	£4,153m
NAV per share (Diluted)	2,643p
Share price	2,530p
Premium/(Discount)	-4.3%
Average net equity exposure (YTD)	37%
Ongoing charges figure ²	0.72%
Gearing	7.7%
Shares in issue (excluding treasury)	156,672,836
Financial year end	31 December 2022
First interim dividend paid (29 April 2022)	18.5p per share
Second interim dividend intended to be paid (October 2022)	18.5p per share
Total dividend for the year (intended)	37.0p per share
ISIN	GB0007366395

² As at 31 December 2021. RIT's own OCF (see Report & Accounts for full details).

Asset Allocation (% of NAV)

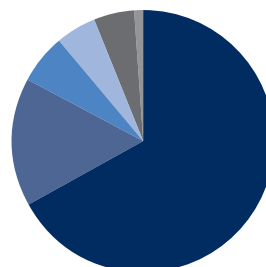
Quoted Equity - Long	26%
Quoted Equity - Hedge	11%
Absolute Return & Credit	21%
Private Investments - Funds	30%
Private Investments - Direct	13%
Real Assets	1%
Net Liquidity / Borrowings / Other Assets	1%
Other Investments	-3%



Currency Exposure (% of NAV)³

Sterling	67%
US Dollar	16%
Japanese Yen	6%
Chinese Renminbi	5%
Euro	5%
Other	1%

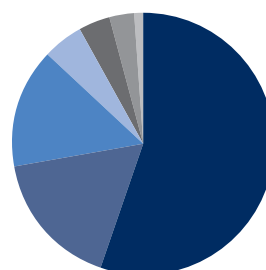
³ Excluding currency options.



Geographical Exposure (% of NAV)⁴

North America	56%
Emerging Markets	17%
Global	15%
United Kingdom	5%
Europe	4%
Japan	3%
Other	1%
Liquidity, Borrowings & Currency	-1%

⁴ The above table excludes the notional exposure from derivatives. When factoring in the exposure from equity futures and equity swaps, the exposure to North America and Europe increases by 2% and 1% respectively.



About RIT Capital Partners plc

RIT Capital Partners plc (RIT) is an investment trust which aims to protect and enhance shareholders' wealth over the long term. J. Rothschild Capital Management Limited (JRCM) is a wholly-owned subsidiary of RIT and acts as RIT's Manager. Since listing on the London Stock Exchange in 1988, RIT has generated a share price total return of 12.4% per annum for its shareholders⁵. £10,000 invested in RIT at inception in 1988 would be worth ~£494,000 today⁵ (with dividends reinvested) compared to the same amount invested in the MSCI ACWI¹ which would be worth ~£119,000⁵.

⁵ As of 31 December 2021.