

29 February 2020

Corporate Objective

To deliver long-term capital growth, while preserving shareholders' capital;

to invest without the constraints of a formal benchmark, but to deliver for shareholders increases in capital value in excess of the relevant indices over time.

Investment Policy

To invest in a widely diversified, international portfolio across a range of asset classes, both quoted and unquoted;

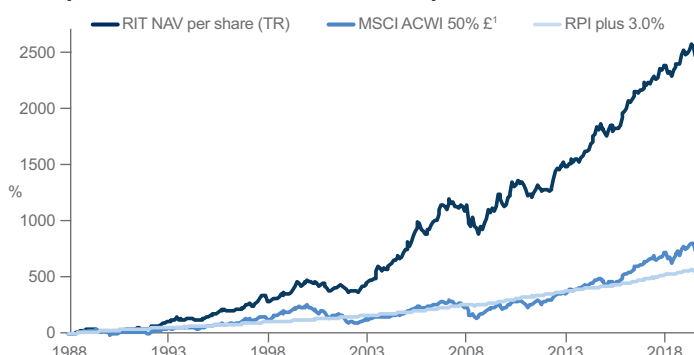
to allocate part of the portfolio to exceptional managers in order to ensure access to the best external talent available.

Financial Summary

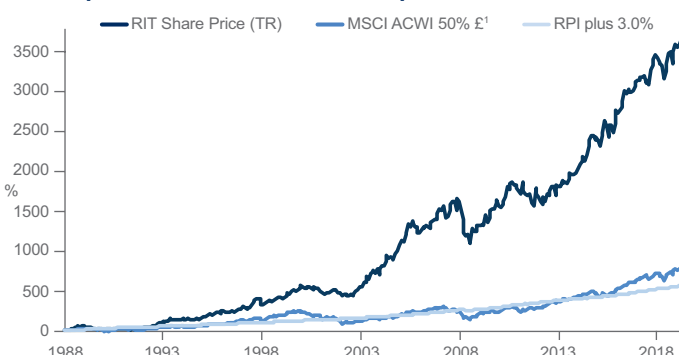
The net asset value (NAV) per share at 29 February was 1,930 pence. The year to date NAV total return was -3.7% and the share price total return was -10.8%. Over the same period, the Company's two indices; RPI plus 3% and MSCI All Country World Index (50% Sterling) were up +0.9% and down -6.8% respectively. The average net quoted equity exposure for the year to date was 43%. The share price closed at 1,886 pence per share.

Performance	YTD	1 year	3 years	5 years	10 years
NAV per share total return	-3.7%	4.2%	13.8%	37.2%	109.3%
Share price total return	-10.8%	-5.1%	4.8%	35.2%	117.9%
RPI plus 3.0% per annum	0.9%	5.5%	18.6%	31.4%	77.6%
MSCI All Country World Index (50% £)	-6.8%	6.4%	20.8%	46.5%	148.9%

NAV per share total return since inception



Share price total return since inception



¹ The ACWI refers to the MSCI All Country World Index and is calculated using 50% of the index measured in Sterling and 50% measured in local currencies. From inception in 1988 until the introduction of a total return index in December 1998, the ACWI is based on the capital-only index.

Key Details as at 29 February 2020

Net assets	£3,025m
NAV per share (Diluted)	1,930p
Share price	1,886p
Discount	-2.3%
Average net equity exposure (YTD)	43%
Ongoing Charges Figure ²	0.68%
Gearing	7.5%
Shares in issue	156,848,065
Financial year end	31 December 2020
First interim dividend to be paid (30 April 2020)	17.5p per share
Second interim dividend intended to be paid (October 2020)	17.5p per share
Total dividend for the year (intended)	35.0p per share
ISIN	GB0007366395

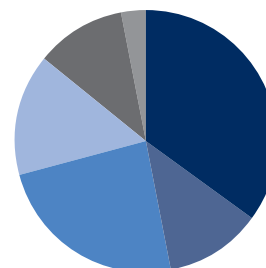
² As at 31 December 2019. RIT's own OCF (see Report & Accounts for full details).

27 St. James's Place London SW1A 1NR +44 (0) 20 7493 8111 www.ritcap.com

All sources J. Rothschild Capital Management Limited unless otherwise stated. The price of shares and the income from them may go down as well as up. Past performance is no indication of future performance. Under no circumstances should this information be considered as an offer, or solicitation, to deal in investments.

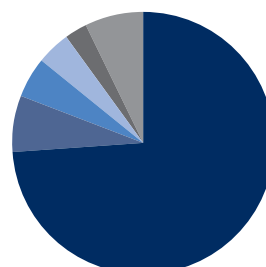
Asset Allocation (% of NAV)

Quoted Equity - Long	35%
Quoted Equity - Hedge	12%
Absolute Return & Credit	24%
Private Investments - Funds	15%
Private Investments - Direct	11%
Real Assets	3%
Net Liquidity / Borrowings / Other Assets	0%
Other Investments	0%



Currency Exposure (% of NAV)³

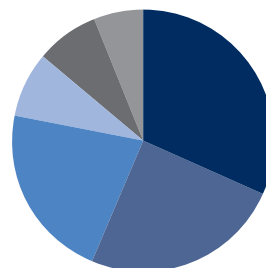
Sterling	74%
Chinese Renminbi	7%
Japanese Yen	5%
Euro	4%
US Dollar	3%
Other	7%



³ Excluding currency options

Geographical Exposure (% of NAV)⁴

North America	32%
Global	25%
Emerging Markets	22%
United Kingdom	8%
Europe	8%
Japan	6%
Liquidity, Borrowings & Currency	-1%
Other	0%



⁴ The above table excludes the notional exposure from derivatives. When factoring in the exposure from equity futures and equity swaps, the exposure to North America, United Kingdom and Japan increases by 1%.

About RIT Capital Partners plc

RIT Capital Partners plc (RIT) is an investment trust which aims to protect and enhance shareholders' wealth over the long term. J. Rothschild Capital Management (JRCM) is a wholly-owned subsidiary of RIT and acts as RIT's Manager. Since listing on the London Stock Exchange in 1988, RIT has generated a share price total return of 12.2% per annum for its shareholders⁵. £10,000 invested in RIT at inception in 1988 would be worth ~£367,000 today⁵ (with dividends reinvested) compared to the same amount invested in the ACWI¹ which would be worth ~£90,000⁵.

⁵ As of 31 December 2019.